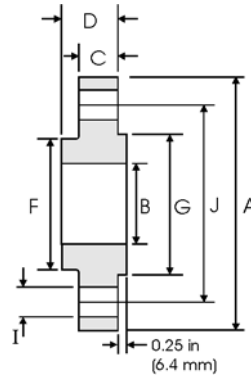




Slip On Flanges - ANSI B16.5



Class 900 lb

Pipe		Flange Data				Hub	Raised Face	Drilling Data			Weight
Nominal Pipe Size		A	B	C	D	F	G	H	I	J	
	Outside Diameter	Overall Diameter	Inside Diameter	Flange Thickness min	Overall Length	Hub Diameter	Face Diameter	Number of Holes	Bolt Hole Diameter	Diameter of Circle of Holes	kg/ piece
	in mm	in mm	in mm	in mm	in mm	in mm	in mm		in mm	in mm	
1/2	0.840	4.750	0.880	0.880	1.250	1.500	1.380	4	0.880	3.250	1.74
	21.30	120.6	22.40	22.40	31.70	38.10	35.10		22.40	82.50	
3/4	1.050	5.120	1.090	1.000	1.380	1.750	1.690	4	0.880	3.500	2.34
	26.70	130.0	27.70	25.40	35.00	44.40	42.90		22.40	88.90	
1	1.315	5.880	1.360	1.120	1.620	2.060	2.000	4	1.000	4.000	3.44
	33.40	149.3	34.50	28.40	41.10	52.30	50.80		25.40	101.6	
1 1/4	1.660	6.250	1.700	1.120	1.620	2.500	2.500	4	1.000	4.380	3.91
	42.20	158.7	43.20	28.40	41.10	63.50	63.50		25.40	111.2	
1 1/2	1.900	7.000	1.950	1.250	1.750	2.750	2.880	4	1.120	4.880	5.36
	48.30	177.8	49.50	31.70	44.50	69.85	73.15		28.40	123.9	
2	2.375	8.500	2.440	1.500	2.250	4.120	3.620	8	1.000	6.500	9.85
	60.30	215.9	62.00	38.10	57.15	104.6	91.90		25.40	165.1	
2 1/2	2.875	9.620	2.940	1.620	2.500	4.880	4.120	8	1.120	7.500	13.7
	73.00	244.3	74.70	41.10	63.50	123.9	104.6		28.40	190.5	
3	3.500	9.500	3.570	1.500	2.120	5.000	5.000	8	1.000	7.500	11.6
	88.90	241.3	90.70	38.10	53.80	127.0	127.0		25.40	190.5	
4	4.500	11.50	4.570	1.750	2.750	6.250	6.190	8	1.250	9.250	19.7
	114.3	292.1	116.1	44.40	69.85	158.7	157.2		31.70	234.9	
5	5.563	13.75	5.660	2.000	3.120	7.500	7.310	8	1.380	11.00	31.9
	141.3	349.2	143.8	50.80	79.25	190.5	185.7		35.00	279.4	
6	6.625	15.00	6.720	2.190	3.380	9.250	8.500	12	1.250	12.50	41.1
	168.3	381.0	170.7	55.60	85.80	234.9	215.9		31.70	317.5	
8	8.625	18.50	8.720	2.500	4.000	11.75	10.62	12	1.500	15.50	70.7
	219.1	469.9	221.5	63.50	101.6	298.4	269.7		38.10	393.7	
10	10.75	21.50	10.88	2.750	4.250	14.50	12.75	16	1.500	18.50	101
	273.0	546.1	276.3	69.85	107.9	368.3	323.9		38.10	469.9	
12	12.75	24.00	12.88	3.120	4.620	16.50	15.00	20	1.500	21.00	133
	323.8	609.6	327.1	79.25	117.3	419.1	381.0		38.10	533.4	
14	14.00	25.25	14.14	3.380	5.120	17.75	16.25	20	1.620	22.00	153
	355.6	641.3	359.1	85.80	130.0	450.8	412.8		41.10	558.8	
16	16.00	27.75	16.16	3.500	5.250	20.00	18.50	20	1.750	24.25	185
	406.4	704.8	410.5	88.90	133.3	508.0	469.9		44.40	615.9	
18	18.00	31.00	18.18	4.000	6.000	22.25	21.00	20	2.000	27.00	258
	457.2	787.4	461.8	101.6	152.4	565.1	533.4		50.80	685.8	
20	20.00	33.75	20.20	4.250	6.250	24.50	23.00	20	2.120	29.50	317
	508.0	857.2	513.1	107.9	158.7	622.3	584.2		53.80	749.3	
24	24.00	41.00	24.25	5.500	8.000	29.50	27.25	20	2.620	35.50	606
	609.6	1041.4	616.0	139.7	203.2	749.3	692.2		66.55	901.7	

Notes

- Weights are based on manufacturer's data and are approximate.
- For ring joint facings see page 8-6.
- For tolerances see page 8-4.